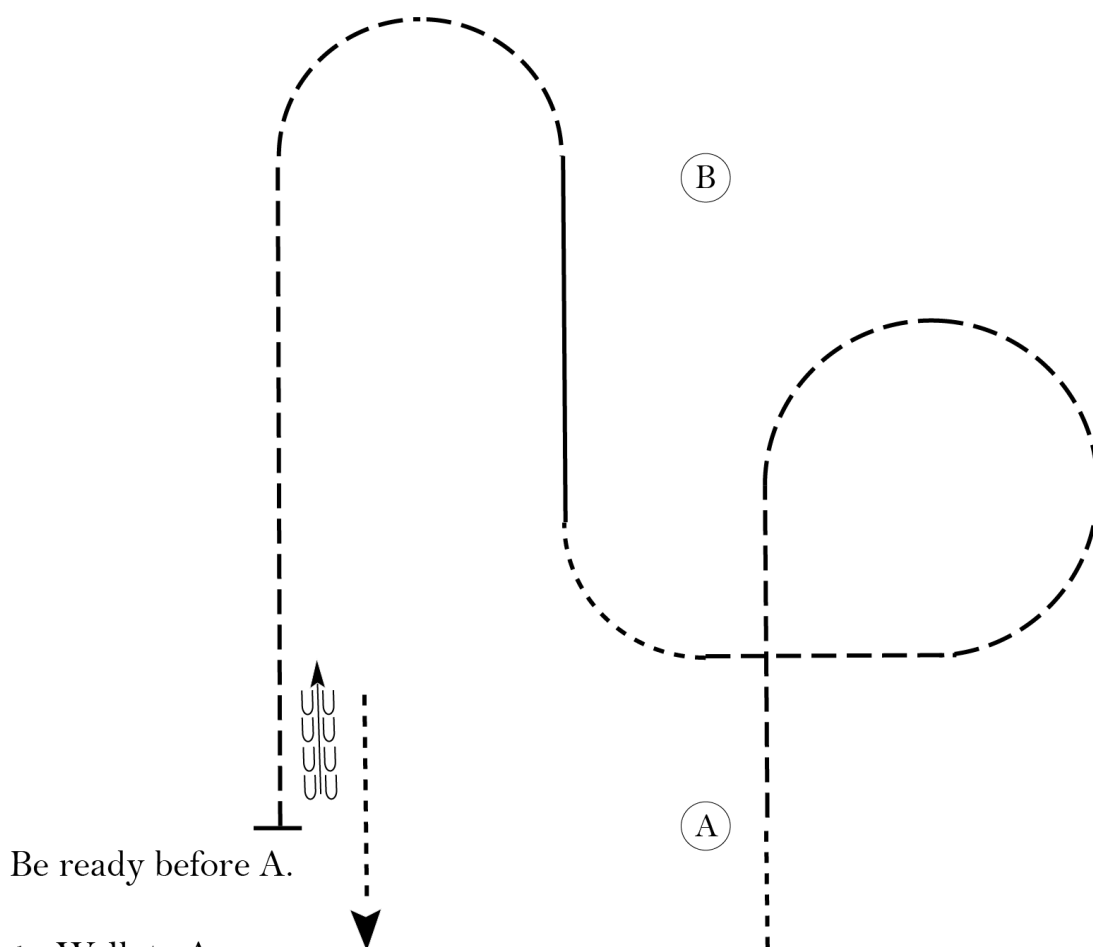


Summer In Line Thu/Fri

Equitation - Level 1

Show Date: June 27-28, 2019



Be ready before A.

1. Walk to A.
2. Sitting trot halfway to B.
3. Left diagonal trot in a $3/4$ circle until even with A.
4. Walk a quarter circle.
5. Canter on the left lead to B.
6. When even with B, trot on the right diagonal in a half circle and a straight line until even with A.
7. Halt when even with A and back approximately one horse length.
8. Walk to exit.

Follow the instructions of your ring steward.

Walk	-----
Trot	- - - - -
Extended Trot	- - - - -
Canter	=====
Leg Yield	
Lead Change	↗ ↘
Back	← ← ← ← ←
Marker	(B)
Sidepass	← →
Hand Gallop	=====

[HSE/2-59]

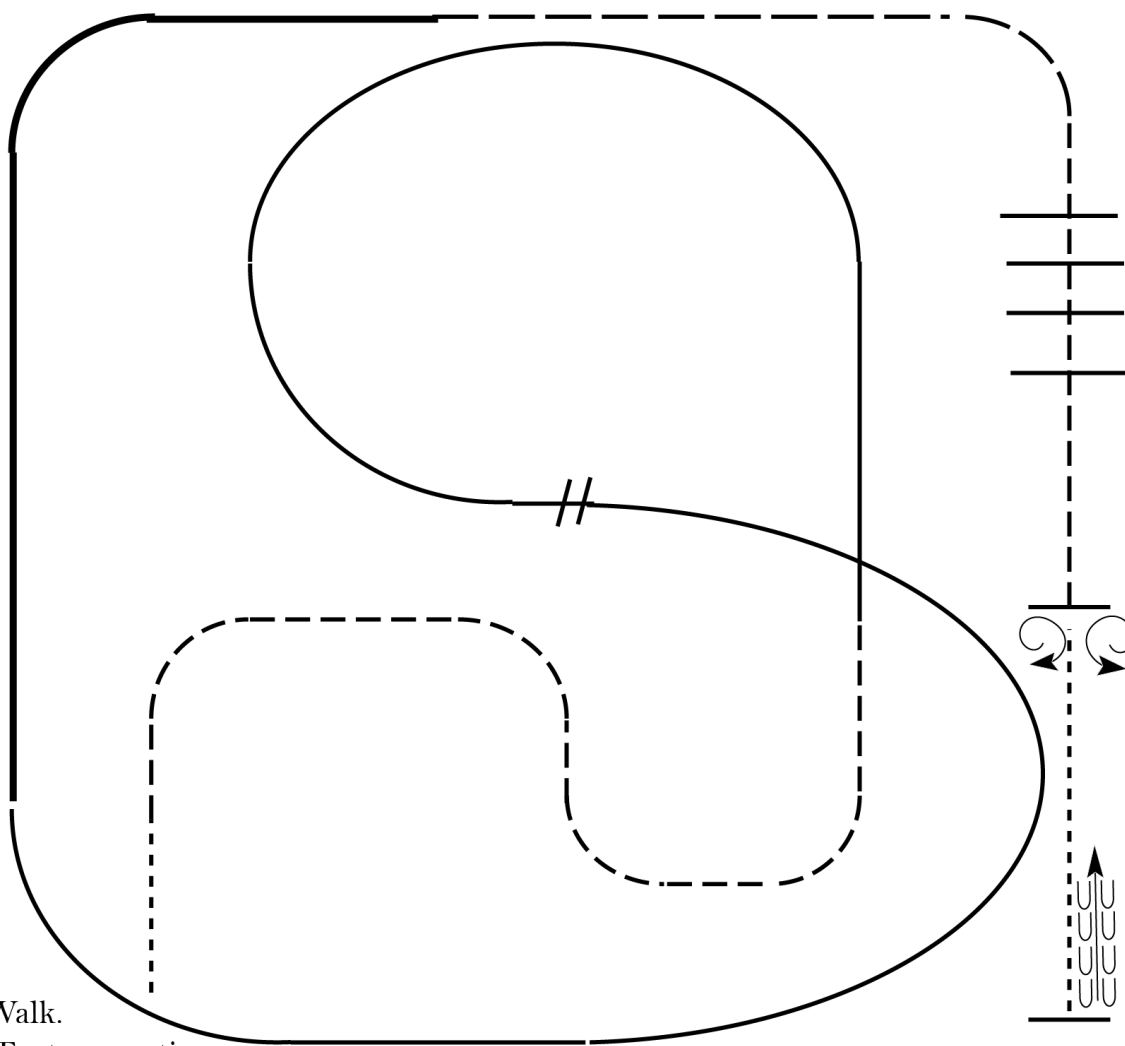
Pattern Provided by:

Judges

Summer In Line Thu/Fri

Ranch Riding All Classes

Show Date: June 27-28, 2019



1. Walk.
2. Trot serpentine
3. Lope left lead around end of arena and then diagonally across arena.
4. Change leads (simple or flying) and
5. Lope on the right lead around end of the arena.
6. Extend lope on the straight away around corner to center of arena.
7. Extend trot around corner of arena
8. Collect to a trot
9. Trot over poles
10. Stop do a 360 turn each direction (either direction 1st)
11. Walk, stop and back.

Walk	-----
Jog	- - - - -
Extended Jog	- - - - -
Lope	
Lead Change	//
Back	←
Marker	(B)

[RR/4]

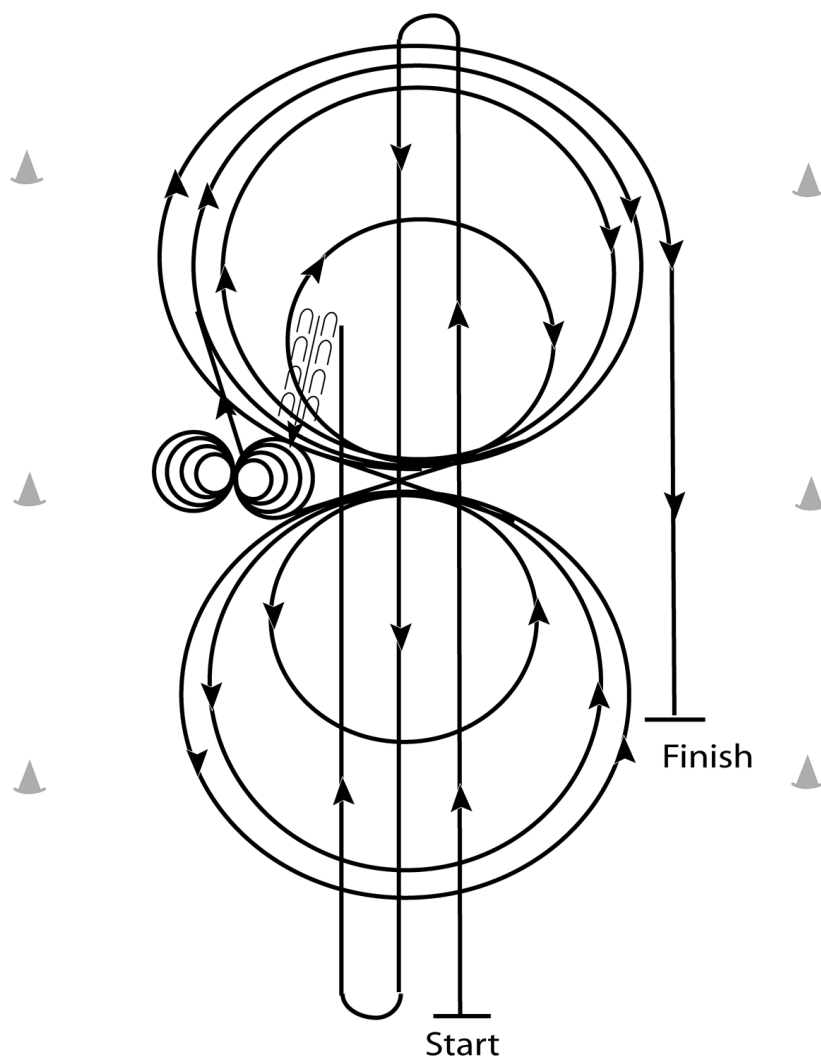
Pattern Provided by:

Judges

Summer In Line Thu/Fri

Reining - All

Show Date: June 27-28, 2019



1. Run at speed to the far end of the arena past the end marker and do a left rollback – no hesitation.
2. Run to the opposite end of the arena past the end marker and do a right rollback – no hesitation.
3. Run past the center marker and do a sliding stop. Back up to the center of the arena at least ten feet (3m). Hesitate.
4. Complete four spins to the right.
5. Complete four and one-quarter spins to the left so that horse is facing left wall or fence. Hesitate.
6. Beginning on the right lead, complete three circles to the right: the first two circles large and fast; the third circle small and slow. Change leads at the center of the arena.
7. Complete three circles to the left: the first two circles large and fast; the third circle small and slow. Change leads at the center of the arena.
8. Begin a large fast circle to the right but do not close this circle. Run straight down the right side of the arena past the center marker and do a sliding stop at least twenty feet (6.09m) from the wall or fence. Hesitate to demonstrate completion of the pattern. Rider may drop bridle to the designated judge.

[R/AQHAP-7]

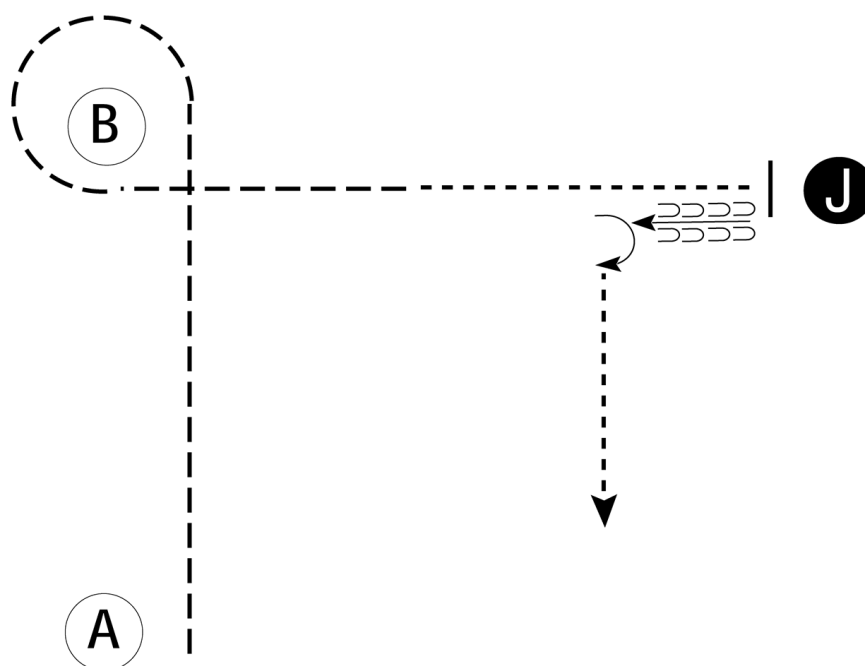
Pattern Provided by:

Judges

Summer In Line Thu/Fri

Showmanship - Level 1

Show Date: June 27-28, 2019



Be ready at A.

1. Trot from A to B.
2. Trot a tight circle around B.
3. Continue to trot halfway to judge.
4. Break to a walk and walk to judge.
5. Stop and set up for inspection.
6. When dismissed, back approximately one horse length.
7. Perform a 90 degree turn and walk away.

Follow the directions of your ring steward.

Walk -----
Trot -----
Back ←-----
Marker (B)
Judge (J)

[S/2-56]

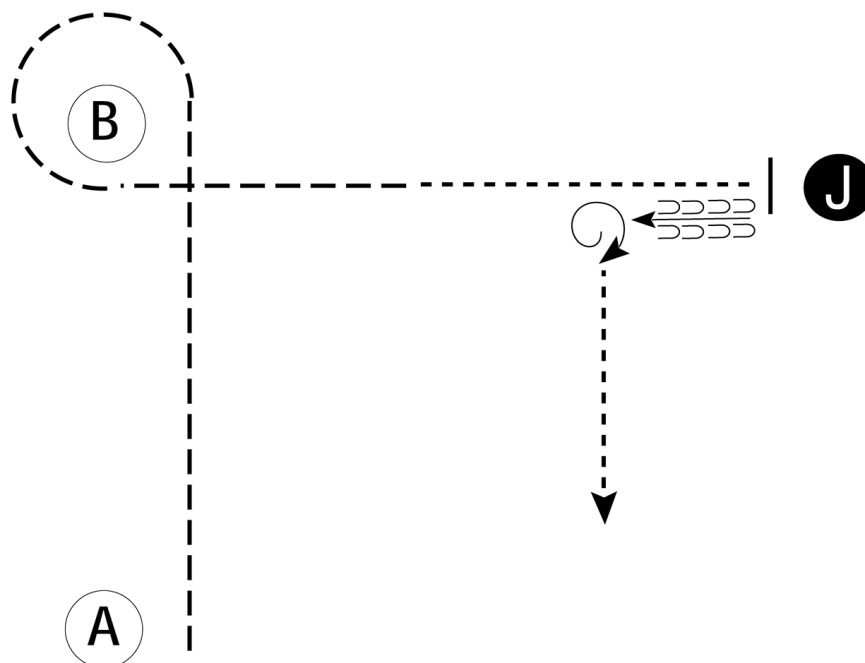
Pattern Provided by:

Judges

Summer In Line Thu/Fri

Showmanship - Youth, Amateur, Select


Show Date: June 27-28, 2019



Be ready at A.

1. Trot from A to B.
2. Trot a tight circle around B.
3. Continue to trot halfway to judge.
4. Break to a walk and walk to judge.
5. Stop and set up for inspection.
6. When dismissed, back approximately one horse length.
7. Perform a 1 1/4 turn and walk away.

Follow the directions of your ring steward.

Walk -----
Trot - - - - -
Back ← 
Marker (B)
Judge (J)

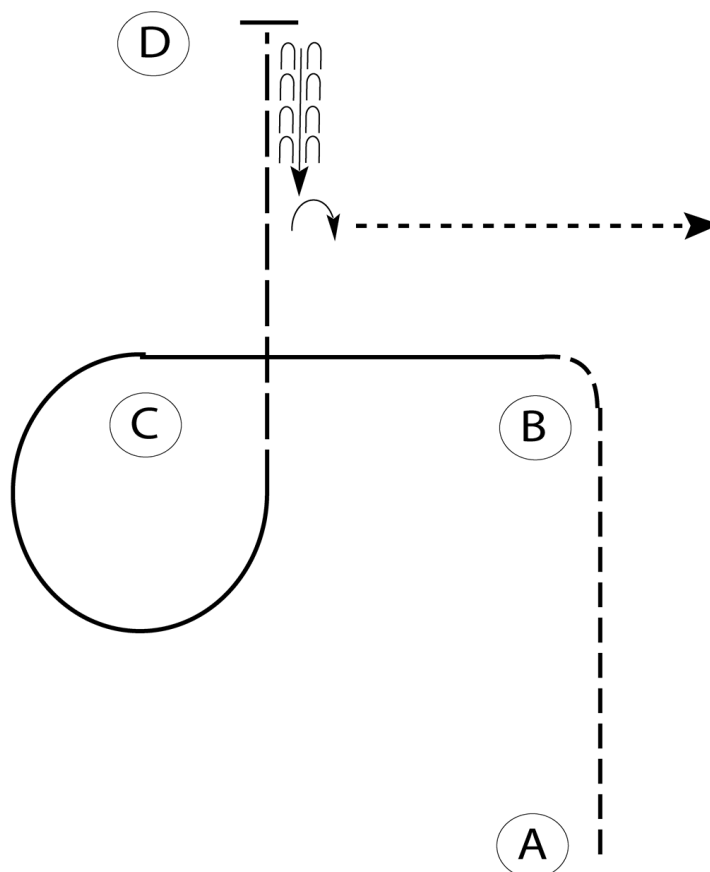
[S/3-56]

Pattern Provided by:
Judges

Summer In Line Thu/Fri

Horsemanship - Level 1



Show Date: June 27-28, 2019



Be ready at A.

1. Jog to and around B.
2. Lope on the left lead from B to and around C.
3. Extended jog from C to D.
4. Stop at D and back approximately one horse length.
5. Turn 90 degrees to the right on the hindquarters and walk out.

Follow the directions of your ring steward.

Walk
Jog	-----
Extended Jog	- - - - -
Lope	—————
Lead Change	
Back	
Marker	(B)

[WH/2-78]

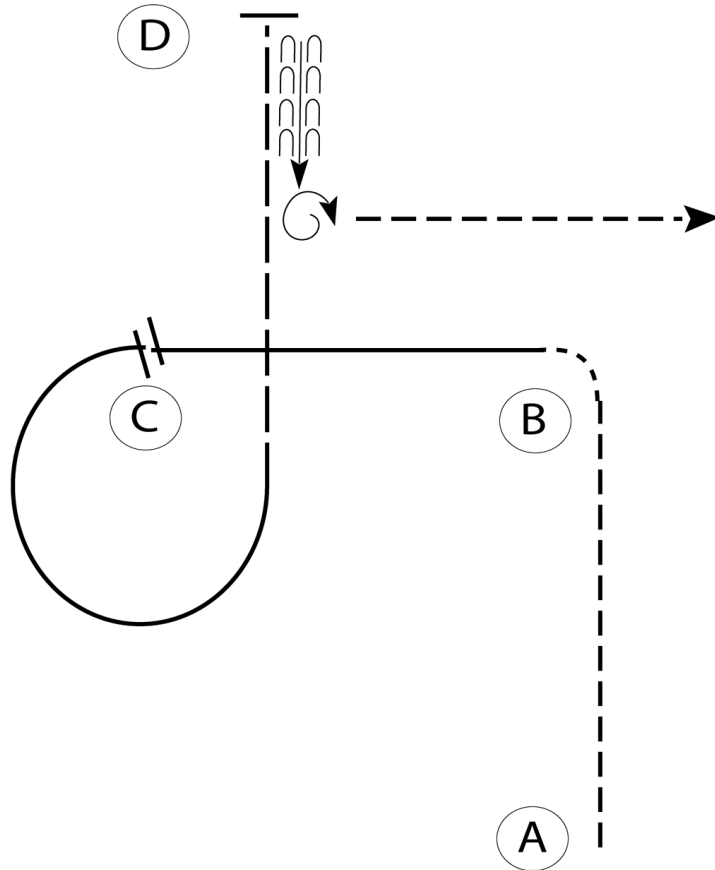
Pattern Provided by:

Judges

Summer In Line Thu/Fri

Horsemanship - Youth, Amateur, Select

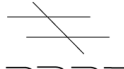


Show Date: June 27-28, 2019



Be ready at A.

1. Jog to B.
2. Walk around B.
3. Lope on the right lead from B to C.
4. Perform a simple lead change at C.
5. Lope on the left lead around C.
6. Extended jog from C to D.
7. Stop at D and back approximately one horse length.
8. Spin 1 1/4 turns to the right on the hindquarters and jog out.

Follow the directions of your ring steward.

Walk	-----
Jog	- - - - -
Extended Jog	— — — —
Lope	— — — —
Lead Change	
Back	
Marker	

[WH/3-78]

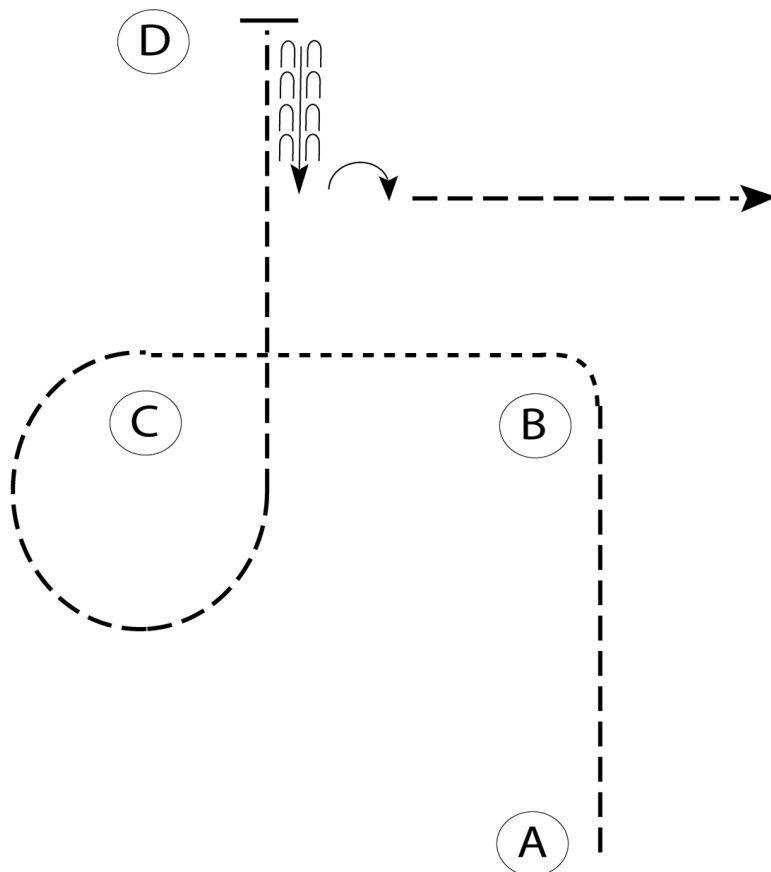
Pattern Provided by:

Judges

Summer In Line Thu/Fri

Walk-Trot Horsemanship

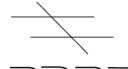


Show Date: June 27-28, 2019



Be ready at A.

1. Jog to B.
2. Walk around B to the left and to C.
3. Jog at C around to D.
4. Stop and D and back approximately one horse length.
5. Turn 90 degrees to the right on the hindquarters and jog out.

Follow the directions of your ring steward.

Walk	-----
Jog	- - - - -
Extended Jog	— — — —
Lope	— — — —
Lead Change	
Back	
Marker	

[WH/WT-78]

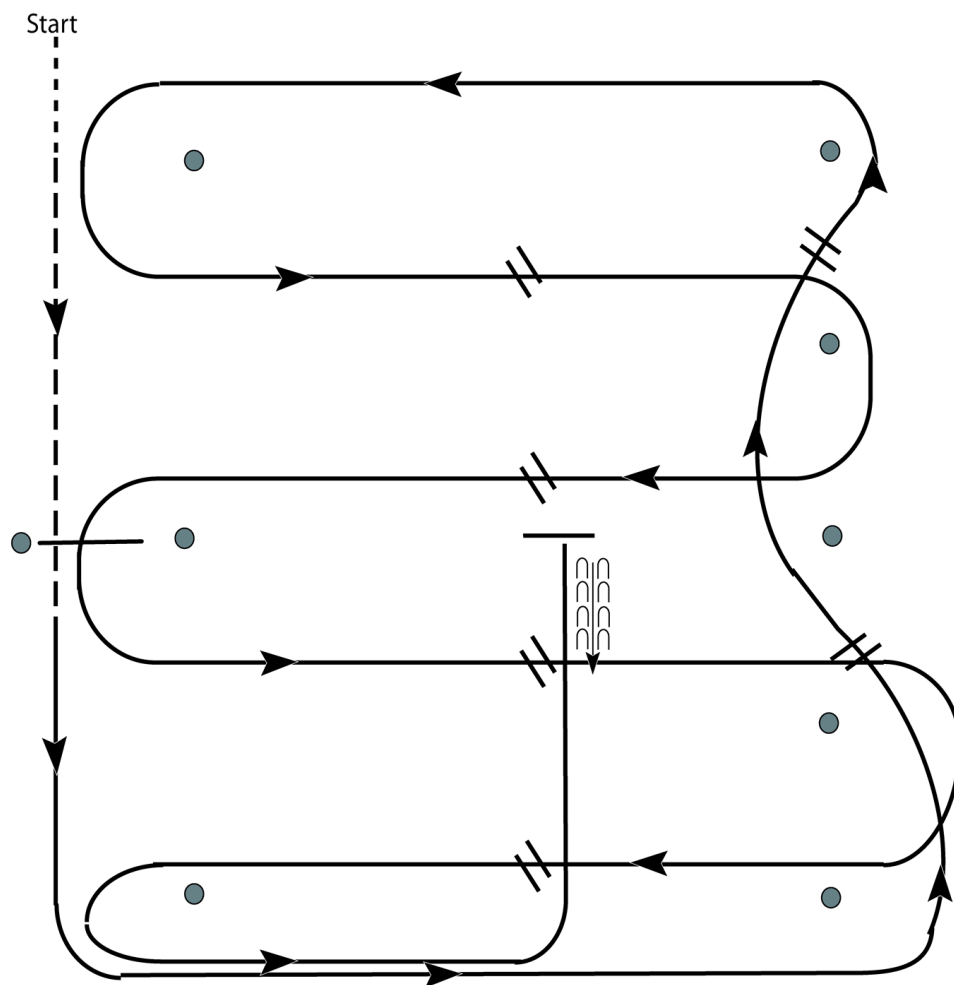
Pattern Provided by:

Judges

Summer In Line Thu/Fri

Western Riding - Level 1

Show Date: June 27-28, 2019



1. Walk at least 15' & jog over log.
2. Transition to left lead and lope around end.
3. First line change.
4. Second line change. Lope around end of arena
5. First crossing change.
6. Second crossing change.
7. Lope over log.
8. Third crossing change.
9. Fourth crossing change.
10. Lope up the center, stop and back.

[WR/GP-1]

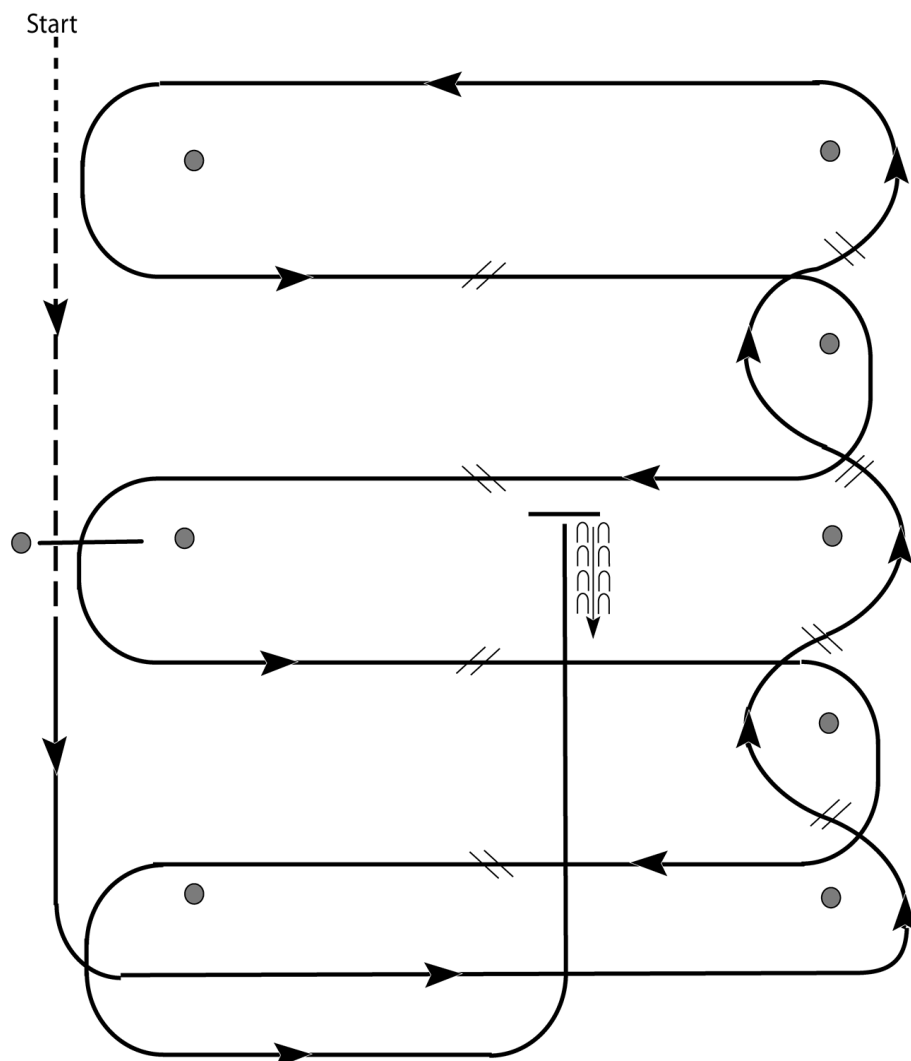
Pattern Provided by:

Judges

Summer In Line Thu/Fri

Western Riding - all except Level 1

Show Date: June 27-28, 2019



1. Walk and jog over log.
2. Transition to lope and lope around end.
3. First line change.
4. Second line change.
5. Third line change.
6. Fourth line change and lope around the end of the arena.
7. First crossing change.
8. Second crossing change.
9. Lope over log.
10. Third crossing change.
11. Fourth crossing change.
12. Lope up the center, stop and back.

[WR/OP-1]

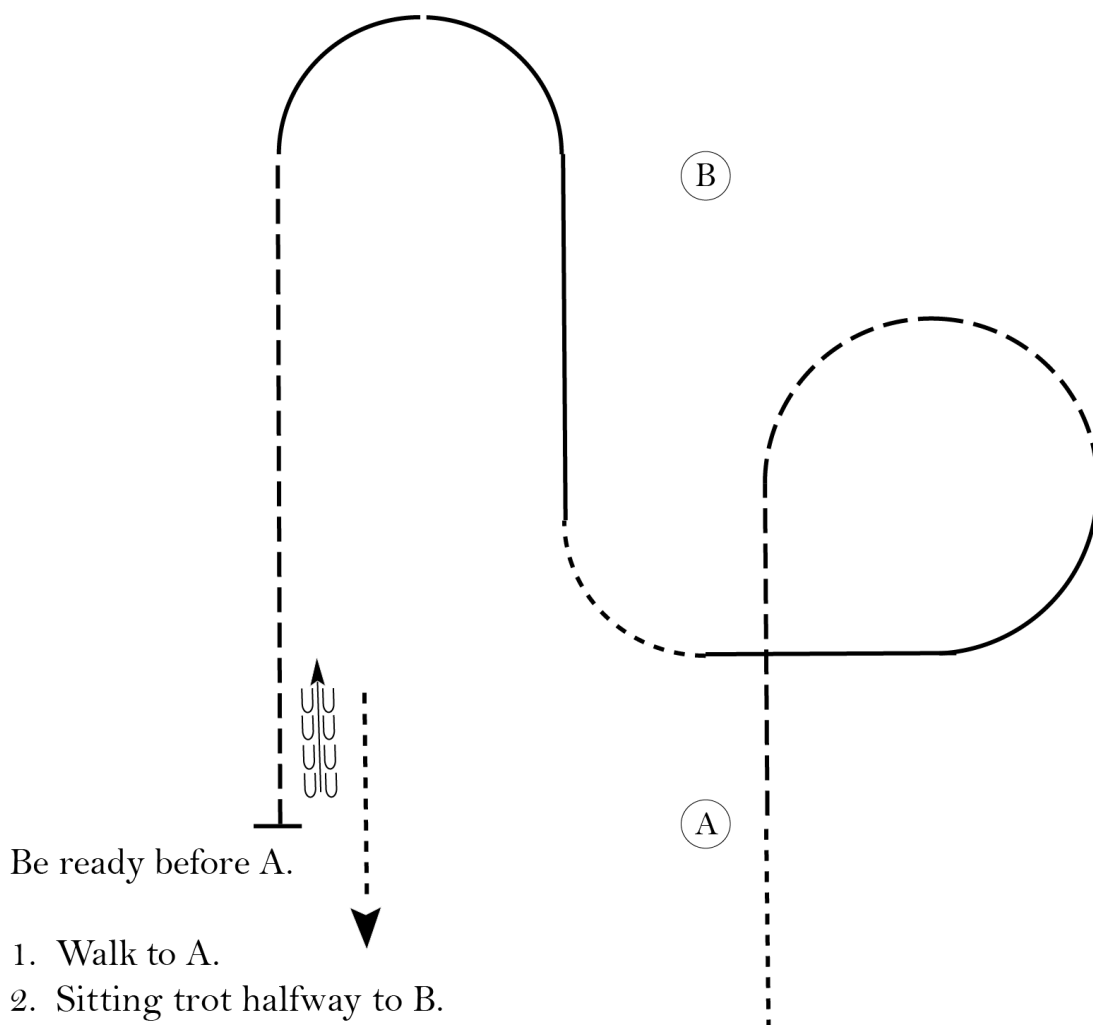
Pattern Provided by:

Judges

Summer In Line Thu/Fri

Equitation - Youth, Amateur Select

Show Date: June 27-28, 2019



1. Walk to A.
2. Sitting trot halfway to B.
3. Left diagonal trot in a half circle.
4. Canter on the right lead until even with A.
5. Walk a quarter circle.
6. Canter on the left lead to B and in a half circle as shown.
7. When even with B, trot on the right diagonal in a straight line until even with A.
8. Halt when even with A and back approximately one horse length.
9. Walk to exit.

Walk	-----
Trot	- - - - -
Extended Trot	- - - - -
Canter	=====
Leg Yield	
Lead Change	↗ ↘
Back	← ← ← ← ←
Marker	(B)
Sidepass	← →
Hand Gallop	=====

Follow the instructions of your ring steward.

[HSE/3-59]

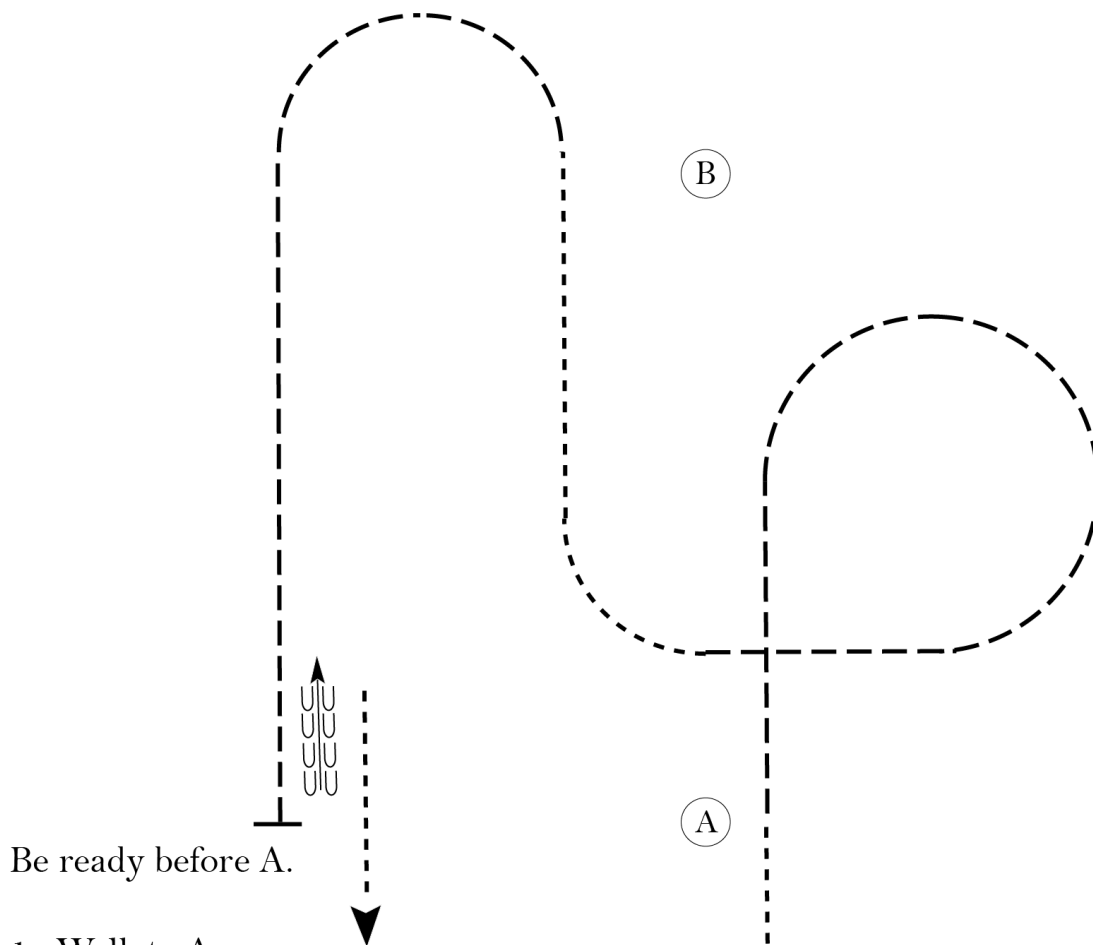
Pattern Provided by:

Judges

Summer In Line Thu/Fri

Equitation Walk-Trot

Show Date: June 27-28, 2019



1. Walk to A.
2. Sitting trot halfway to B.
3. Left diagonal trot in a $\frac{3}{4}$ circle until even with A.
4. Walk a quarter circle and in a line until even with B.
5. When even with B, trot on the right diagonal in a half circle and a straight line until even with A.
6. Halt when even with A and back approximately one horse length.
7. Walk to exit.

Follow the instructions of your ring steward.

Walk	-----
Trot	- - - - -
Extended Trot	- - - - -
Canter	
Leg Yield	
Lead Change	↖ ↗
Back	← ← ←
Marker	(B)
Sidepass	← →
Hand Gallop	— — —

[HSE/WT-59]

Pattern Provided by:

Judges